



ÉMI-TÜV

EU TYPE-EXAMINATION CERTIFICATE

According to Annex IV, Part B of 2014/33/EU Directive

Certificate No.:	F-0290/2019
Certification Body of the Notified Body:	ÉMI-TÜV SÜD Ltd. Dózsa György út 26. H-2000 Szentendre Identification No. 1417
Certificate Holder:	FUJI ELEVATOR (M) SDN BHD 72-1-22 ARENA CURVE JALAN MAHSURI 11900 BAYAN LEPAS, PENANG, MALAYSIA
Manufacturer of the Test Sample:	SJEC CORPORATION No. 718, Fengting Avenue, SIP, Suzhou, 215122, P.R.China No.28 Weixin Road, Ecological Hub, SIP, Suzhou, 215122, P.R.China.
Product:	Traction drive lift with separate machine room
Type:	E550
Directive:	2014/33/EU
Reference Standards:	EN 81-20:2014 EN 81-50:2014
Test report:	F-0199/2017 of 2017-09-01
Outcome:	The model lift conforms to the essential health and safety requirements of the mentioned Directive as long as the requirements of the annex of this certificate are kept.
Date of Issue:	2019-04-12




Kohajda, István
NB - 1417

**Annex to the EU-Type Examination Certificate
No. F-0290/2019 of 2019-04-12**



1.1. Technical data

Lift-type:	E550				
Rated load (kg):	800	1000	1150	1350	1600
No. of passengers:	10	13	15	18	21
Rated speed (m/s):	1.0 / 1.5 / 1.75 / 2.0 / 2.5				
Max. rise (m):	40 / 60 / 75 / 100 / 120				
Max. stops (floor):	14 / 21 / 26 / 35 / 42				
Location of the machine:	Machine room on top of hoist way				
Machine type:	JTYB-3P JTYB-3B	JTYB-6J JTYB-3B	JTYB-6J		
Brake:	JUA-23 JUA-22	JUA-43 JUA-22	JUA-43		
Controller type:	NICE-L-C-40XX				
Diameter of Traction Sheave (mm):	Ø450		Ø550		
Roping:	2:1				
Suspension: see table 1.2)	8*19S+NF / 8*19S+IWRF / 8*19S+NFC				
Groove type:	U-undercut Groove				
Groove angle:	25				
Undercut angle:	90				
Counterweight balance:	46% rated load ±4%				
Mass of Traveling cable(kg/m):	0.82				
Car weight (kg):	850-1500	900-1600	1170-1950	1350-2150	1550-2700
Car width (mm):	1000-2000	1100-2150	1150-2300	1300-2300	1350-2500
Car depth (mm):	1000-2000	1100-2150	1150-2300	1300-2300	1350-2500
Car height (mm):	2100-2800				
Useful area of car (m ²):	2	2.4	2.7	3.1	3.56
Door width (mm):	700 / 800 / 900 / 1000 / 1100 / 1200				
Door height (mm):	2000 - 2500				
Guide rail of car:	T89/B; T89/BE		T114/B; T114/BE		
Guide rail of CWT:	T75/B				
Distance between guide shoes of the car (mm):	CH+1675				
Distance between the guide shoes of the counterweight(mm):	3745				
Min. Headroom height (mm):	CH+1690 / 1840 / 1940 / 1990 / 2240				
Min. Pit depth(mm):	1250 / 1350 / 1400 / 1450 / 1700				
Overspeed governor:	See table 1.5.2				
Safety gear:	See table 1.4				
Buffer:	See table 1.3.				
Door locking:	See table 1.5.6.				
Mass of compensation chain (kg/m):	See table 1.2				



**Annex to the EU-Type Examination Certificate
No. F-0290/2019 of 2019-04-12**



ÉMI-TÜV

1.2 Parameters of ropes and compensation chains

Diameter	Rope construction	Mass of suspension rope(kg/m)	Min. breaking load (kN)
Φ10	8*19S+NF	0.347	44
	8*19S+IWRF	0.405	55
	8*19S+NFC	0.336	47.2
Φ12	8*19S+NF	0.5	63.3
	8*19S+IWRF	0.583	84.2
	8*19S+NFC	0.506	71

Capacity (kg)	Speed (m/s)	Ropes			Compensating chain		
		No. of Ropes	Diameter (mm)	Mass of suspension rope/per meter (kg/m)	No. of Compensating chain	Mass of Compensating chain/per meter (kg/m)	
800	1	5	10	0.347	2	2.23	
	1.5	5	10	0.347			
	1.75	5	10	0.405			
		5	10	0.336			
	2	5	10	0.405			
		5	10	0.336			
	2.5	5	10	0.336			
1000	1	5	10	0.347		2	2.98
	1.5	5	10	0.347			
	1.75	5	10	0.405			
		5	10	0.336			
	2	5	10	0.405			
		5	10	0.336			
	2.5	6	10	0.336			
1150	1	6	10	0.347	2		2.98
	1.5	6	10	0.347			
	1.75	6	10	0.405			
		6	10	0.336			
	2	6	10	0.405			
		6	10	0.336			
	2.5	7	10	0.336			
1350	1	5	12	0.5		2	3.72
	1.5	5	12	0.5			
	1.75	5	12	0.583			
		5	12	0.506			
	2	5	12	0.583			
		5	12	0.506			
	2.5	5	12	0.506			
1600	1	6	12	0.5	2		3.72
	1.5	6	12	0.5			
	1.75	6	12	0.583			
		6	12	0.506			
	2	6	12	0.583			
		6	12	0.506			
	2.5	6	12	0.506			



1.3 Buffers

Type	Rated load (kg)	Number of buffer	Rated speed (m/s)
YH/80	1000-1600	1	1.0
YHB/70	800-1600		
YH51/80			
LSB10.A			
YH71A/80			
LD-CE-03			
LD-CE-04			
LD-HC-L12			
HYF80B	800-1350	1	1.5
YHB/160	800-1600	1	
YH52/175			
LSB 16.B			
YH46/155			
HYF175A			
YHB/210	800-1600	1	1.75
YH47/207			
YH53/220			
LSB 18.B			
HYF210C1			
YH13/230	1000-1600	1	2.0
YHA/275	1000-1600		
YH4/270			
HYF275E			
YH54/280	800-1600		
YH48/270			
YH55/435	800-1600	1	2.5
YH49/425			
YHA/425			
HYF425E			

1.4 Safety gears

Type	Rated load [kg]	Rated speed [m/s]
AQ1 (Oiled)	800-1600	1.0-2.5
AQ2 (Oiled)	1350-1600	
AQ10A	800-1350	
AQQ125-01	800-1150	
WSGB04	800-1600	
QJB2500	800-1600	
AQ5Z (Dry)	800-1600	
AQ5Z (Oiled)	800-1600	
AQ32KB	800-1350	




**Annex to the EU-Type Examination Certificate
No. F-0290/2019 of 2019-04-12**



1.5 List of applicable safety components

1.5.1 Safety gears

Type	Certificate No.	Notified Body	Permissible total mass of car and rated load (P+Q) [kg]	Max tripping speed [m/s]	Surface condition of guide rails	Manufacturer
AQ1	LF/KSA/A-C-0080/16	0437	1800-4500	3.23	Oiled	SHIJIAZHUANG TONG'AN MACHINERY CO., LTD
AQ2	LF/KSA/A-C-0081/16	0437	3500-8000	3.23	Oiled	SHIJIAZHUANG TONG'AN MACHINERY CO., LTD
AQ10A	LF/KSA/A-C-0126/17	0437	800-3000	3.23	Oiled / dry	SHIJIAZHUANG TONG'AN MACHINERY CO., LTD
AQQ125-01	EU-SG 1019	0036	785-2778	3.23	Oiled	SHIJIAZHUANG TONG'AN MACHINERY CO., LTD
WSGB04	TUV-A-AT-1-03-114-CEFV-1	0408	1500-5000	7.54	Oiled	WITTUR Austria GmbH
QJB2500	EU-SG 950	0036	1200-6000	3.23	Oiled / dry	Hangzhou Huning Elevator Parts Co., Ltd
AQ5Z	LF/KSA/A-C-0095/16	0437	1200-4500	3.23	dry	SHIJIAZHUANG TONG'AN MACHINERY CO., LTD
AQ5Z	LF/KSA/ A-C-0082/ 16	0437	1200-5000	3.23	Oiled	SHIJIAZHUANG TONG'AN MACHINERY CO., LTD
AQ32KB	LF/KSA/ A-C-0103/ 16	0437	1200-2800	2.62	Oiled / dry	SHIJIAZHUANG TONG'AN MACHINERY CO., LTD



**Annex to the EU-Type Examination Certificate
No. F-0290/2019 of 2019-04-12**



ÉMI-TÜV

1.5.2 Overspeed governor


Type	Certificate No.	Notified Body	Rated speed [m/s]	Max Tripping speed [m/s]	Remark	Manufacturer
XSQ115-02	EU-OG 263	0036	3.09	3.55	rope diameter: 6 – 8 mm	NBSL Elevator Components Co., Ltd
XSQ115- 13	EU-OG 276	0036	2.5	3.34	rope diameter: 6 – 8 mm	NBSL Elevator Components Co., Ltd
XSQ115- 12	EU-OG 245	0036	3.09	3.55	rope diameter: 6 – 8 mm	NBSL Elevator Components Co., Ltd
XS1	LF/KSA/A-C-0094/ 16	0437	4.0	5.03		SHIJIAZHUANG TONG'AN MACHINERY CO., LTD
XS200	LF/KSA/A- C-0084/ 16	0437	1.5	1.92		SHIJIAZHUANG TONG'AN MACHINERY CO., LTD
XS250	LF/KSA/A- C-0083/ 16	0437	1.75	2.25		SHIJIAZHUANG TONG'AN MACHINERY CO., LTD

1.5.3 Ascending car overspeed protection against upward direction

Type	Certificate No.	Notified Body	Permissible total weight [kg] or brake torque [Nm]	Max. tripping rotary speed of the traction sheave [rpm] or max tripping speed [m/s]	Manufacturer
JUA-23	EU-BD 1010	0036	1964	302 rpm	SJEC Research Institute Co., Ltd
JUA-43	EU-BD 1011	0036	3600	293 rpm	SJEC Research Institute Co., Ltd
JUA-22	EU-BD 993	0036	1620 Nm	245 rpm	SJEC Research Institute Co., Ltd
JUA-22	EU-BD 996	0036	1620 Nm	245 rpm	SJEC Research Institute Co., Ltd
JUA-22	EU-BD 999	0036	1620 Nm	245 rpm	SJEC Research Institute Co., Ltd

1.5.4 Unintended Car Movement protection system

Type	Certificate No.	Notified Body	Technical parameters	Manufacturer
UCMP	F-0200/2017	1417	See Annex of the certificate for UCM protection device	SJEC Corporation

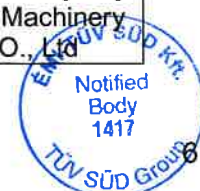


**Annex to the EU-Type Examination Certificate
No. F-0290/2019 of 2019-04-12**



1.5.5 Buffer

Type	Certificate No.	Notified Body	Permissible total weight [kg]	Max. impact speed [m/s]	Number of buffer car / counterweight	Manufacturer
YH/80	LF/KSA/A-C-0109/17	0437	900-4250	1.0	1 / 1	SHIJIAZHUANG TONG'AN MACHINERY CO., LTD
YHB/210	LF/KSA/A-C-0087/16	0437	600-3500	2.01	1 / 1	SHIJIAZHUANG TONG'AN MACHINERY CO., LTD
YHB/70	LF/KSA/A-C-0085/16	0437	600-3500	1.15	1 / 1	SHIJIAZHUANG TONG'AN MACHINERY CO., LTD
YHB/160	LF/KSA/A-C-0086/16	0437	600-3500	1.72	1 / 1	SHIJIAZHUANG TONG'AN MACHINERY CO., LTD
YHA/275	LF/KSA/A-C-0088/16	0437	860-3500	2.3	1 / 1	SHIJIAZHUANG TONG'AN MACHINERY CO., LTD
YHA/425	LF/KSA/A-C-0089/16	0437	860-3500	2.88	1 / 1	SHIJIAZHUANG TONG'AN MACHINERY CO., LTD
HYF80B	EU-B 061	0036	600-3000	1.15	1 / 1	Hangzhou Huning Elevator Parts Co.,Ltd
HYF175A	EU-B 062	0036	700-3000	1.84	1 / 1	Hangzhou Huning Elevator Parts Co., Ltd
HYF210C1	EU-B 067	0036	600-3500	2.01	1 / 1	Hangzhou Huning Elevator Parts Co., Ltd
HYF275E	EU-B 068	0036	860-3500	2.3	1 / 1	Hangzhou Huning Elevator Parts Co., Ltd
HYF425E	EU-B 069	0036	860-3500	2.88	1 / 1	Hangzhou Huning Elevator Parts Co., Ltd
YH51/80	289/8488991	0086	500-4545	1.15	1 / 1	Hebei Dongfang Fuda Machinery CO., Ltd
YH52/175	289/8488991	0086	600-4545	1.84	1 / 1	Hebei Dongfang Fuda Machinery CO., Ltd
YH53/220	289/8488991	0086	600-4545	2.07	1 / 1	Hebei Dongfang Fuda Machinery CO., Ltd



**Annex to the EU-Type Examination Certificate
No. F-0290/2019 of 2019-04-12**



YH54/280	289/8488991	0086	600-4545	2.34	1 / 1	Hebei Dongfang Fuda Machinery CO., Ltd
YH55/435	289/8488991	0086	600-4560	2.92	1 / 1	Hebei Dongfang Fuda Machinery CO., Ltd
YH46/155	289/8622462	0086	400-3500	1.73	1 / 1	Hebei Dongfang Fuda Machinery CO., Ltd
YH71A/80	289/8622462	0086	600-3500	1.15	1 / 1	Hebei Dongfang Fuda Machinery CO., Ltd
YH4/270	289/8498382	0086	900-4250	2.3	1 / 1	Hebei Dongfang Fuda Machinery CO., Ltd
YH13/230	289/8498382	0086	900-4000	2.01	1 / 1	Hebei Dongfang Fuda Machinery CO., Ltd
YH47/207	289/8498382	0086	250-3500	2.01	1 / 1	Hebei Dongfang Fuda Machinery CO., Ltd
YH48/270	289/8498382	0086	400-3500	2.3	1 / 1	Hebei Dongfang Fuda Machinery CO., Ltd
YH49/425	289/8498382	0086	400-3500	2.88	1 / 1	Hebei Dongfang Fuda Machinery CO., Ltd
LSB 10.A	289/8441066	0086	380-3250	1.150	1 / 1	Oleo
LSB 16.B	289/8441066	0086	450-3250	1.840	1 / 1	Oleo
LSB 18.B	289/8441066	0086	450-3250	2.070	1 / 1	Oleo
LD-CE-03	LF/KSA/AC-0142/17	0437	650-3500	1.0	1/1 or 2/2	SHANGHAI GREEN SHIELD PLASTIC & RUBBER CO.,LTD
LD-CE-04	LF/KSA/AC-0143/17	0437	800-5000	1.0	1/1 or 2/2	SHANGHAI GREEN SHIELD PLASTIC & RUBBER CO.,LTD
LD-HC-L12	LF/KSA/AC-0141/17	0437	800-4800	1.0	1/1 or 2/2	SHANGHAI GREEN SHIELD PLASTIC & RUBBER CO.,LTD



**Annex to the EU-Type Examination Certificate
No. F-0290/2019 of 2019-04-12**



1.5.6 Locking device for landing doors

Type	Certificate-No.	Notified Body	Type of landing doors	Manufacturer
MKG161-01	EU-DL 1021	0036	Two panels central opening landing door	NBSL Elevator Components Co., Ltd
MKG161-01(2S)	EU-DL 1042	0036	Two panels side opening landing door	NBSL Elevator Components Co., Ltd
210/10/40	SCMB.0053	1128		Shanghai BST door system CO.LTD
210/10/40	ES025684-1035	1035	40/10 automatic doors	TECNOLAMA,S.A. (GRUPO FERMATOR)
265/11/50	ES025684-1035	1035	50/11 automatic doors	TECNOLAMA,S.A. (GRUPO FERMATOR)
LB	ES025684-1035	1035	LB automatic doors	TECNOLAMA,S.A. (GRUPO FERMATOR)
S7550	ES025684-1035	1035	Semi-automatic doors	TECNOLAMA,S.A. (GRUPO FERMATOR)
160/10/40	ES025684-1035	1035	Compact doors	TECNOLAMA,S.A. (GRUPO FERMATOR)
Robusta	ES025684-1035	1035	Robusta doors	TECNOLAMA,S.A. (GRUPO FERMATOR)
Premium	ES025684-1035	1035	Premium doors	TECNOLAMA,S.A. (GRUPO FERMATOR)
Smart	ES025684-1035	1035	Smart doors	TECNOLAMA,S.A. (GRUPO FERMATOR)
Platinum	ES025684-1035	1035	Platinum doors	TECNOLAMA,S.A. (GRUPO FERMATOR)
IL32161 / IL-32161-1	LF/KSA/A- C-0093/16	0437	Automatic central and side opening landing doors	NINGBO OULING ELEVATOR COMPONENTS CO.,LTD
3201-HYDRA series of type 31/_	ATV 299/6	0036	Horizontally moved, side opening, power operated, telescopic sliding landing doors with three panels	Wittur S.p.A.
3201-SCORPION series of type 31/_	ATV 299/6	0036	Horizontally moved, side opening, power operated, telescopic sliding landing doors with three panels	Wittur S.p.A.
3201-HYDRA series of type 01/C	ATV 286/10	0036	Horizontally moved, centre opening, power operated sliding landing doors with two panels	Wittur S.p.A.
3201-SCORPION series of type 01/C	ATV 286/10	0036	Horizontally moved, centre opening, power operated sliding landing doors with two panels	Wittur S.p.A.
3201-HYDRA series of type 61/C	ATV 319/6	0036	Horizontally moved, centre opening, power operated, telescopic sliding landing doors with six panels	Wittur S.p.A.
3201-SCORPION series of type 61/C	ATV 319/6	0036	Horizontally moved, centre opening, power operated, telescopic sliding landing doors with six panels	Wittur S.p.A.



**Annex to the EU-Type Examination Certificate
No. F-0290/2019 of 2019-04-12**



3201-HYDRA series of type 61/E	ATV 319/6	0036	Horizontally moved, centre opening, power operated, telescopic sliding landing doors with six panels	Wittur S.p.A.
3201-SCORPION series of type 61/E	ATV 319/6	0036	Horizontally moved, centre opening, power operated, telescopic sliding landing doors with six panels	Wittur S.p.A.
3215-AUGUSTA series of type 01/C	ATV 616/5	0036	Horizontally moved, centre opening, power operated sliding landing doors with two panels	Wittur S.p.A.
3215-AUGUSTA series of type 11/R-L	ATV 617/4	0036	Horizontally moved, side opening, power operated telescopic sliding landing doors with two panels	Wittur S.p.A.
3201-HYDRA series of type 11/_	ATV285/10	0036	Horizontally moved, side opening, power operated telescopic sliding landing doors with two panels	Wittur S.p.A.
3201-SCORPION series of type 11/_	ATV285/10	0036	Horizontally moved, side opening, power operated telescopic sliding landing doors with two panels	Wittur S.p.A.
3201-HYDRA series of type 41/C and type 41/E	ATV295/7	0036	Horizontally moved, centre opening, power operated telescopic sliding landing doors with four panels	Wittur S.p.A.
3201-SCORPION series of type 41/C and type 41/E	ATV295/7	0036	Horizontally moved, centre opening, power operated telescopic sliding landing doors with four panels	Wittur S.p.A.
3201-TAURUS series of type 01/C	ATV557/2	0036	Horizontally moved, centre opening, power operated sliding landing doors with two panels	Wittur S.p.A.
3201-PEGASUS series of type 01/C	ATV557/2	0036	Horizontally moved, centre opening, power operated sliding landing doors with two panels	Wittur S.p.A.
3201-TAURUS series of type 11/_	ATV559/1	0036	Horizontally moved, side opening, power operated telescopic sliding landing doors with two panels	Wittur S.p.A.
3201-PEGASUS series of type 11/_	ATV559/1	0036	Horizontally moved, side opening, power operated telescopic sliding landing doors with two panels	Wittur S.p.A.

1.5.7 Safety circuits containing electronic components and/or programmable electronic system (PESSRAL)

Type	Certificate No.	Notified Body	Manufacturer
LSP01	F – 0179/2017	1417	SJEC corporation



**Annex to the EU-Type Examination Certificate
No. F-0290/2019 of 2019-04-12**



2 Conditions

2.1 The following documents have to be kept at the place of operation:

- Operation instruction
- Wiring diagram
- System drawings (lift specific)
- EU-type examination of all safety components with annex.

2.2 When required the inspection log book has to be submitted to the inspector of the inspection body or to the maintenance personnel.

2.3 The operating panel must be accessible at any time.

- It shall not be located e.g. within private areas with restricted access.
- The operating panel shall be directly behind the door of the cabinet.
- It must be possible to open the door at least 95°.
- A clear horizontal area of at least 50 cm x 70 cm is required in front (central) of the controller, it shall be protected against weather effects and shall be kept free. This shall not be affected by through-traffic.

This area shall not affect escape routes.

2.4 The operating panel preferably shall be located in the top floor; it shall be in hearing distance and in range of vision of the corresponding landing.

The operating panel can be located outside the hearing distance and range of vision of the corresponding landing door under the following conditions.

- Free access between the operating panel and the hoist way access.
- Car movements shall be indicated by a display inside the cabinet of the operating panel.
- The max. speed of the car movement with open brake shall be restricted.
- An audio connection in accordance with EN 81-20:2014 between the cabinet of the operating panel and the car shall be available.
- The cable length to the hoist way shall be limited (proposed max. length 12 m)
- The assignment of the cabinet to the lift shall be clearly and permanent.
- The location of the cabinet shall be easy and clearly described (for with the area unfamiliar people) at the corresponding landing

2.5 It shall be possible to illuminate the area in front of the operating panel with a switchable light. (at least 200 lux)

2.6 The ladder to the pit has to be in accordance with EN 81-20:2014, clause 5.2.2.5 d) to f).



**Annex to the EU-Type Examination Certificate
No. F-0290/2019 of 2019-04-12**



ÉMI-TÜV

3 Remarks

- 3.1 The car area can deviate by $\pm 5\%$ from the car area in accordance with EN 81-20:2014, clause 5.4.2.
- 3.2 In order to place the lift on the market, the requirements outlined in Directive 2014/33/EU Article 16 must be met (Conformity Assessment Procedure).
- 3.3 In cases involving changes of or deviations from the inspected model lift which are not included in section 1: "Scope of application", the notified body must either subject the lift to individual tests as per Annex VIII or extend the scope of application.
- 3.4 The requirements of the EC Member States must be observed (e. g. well ventilation, fire protection, user-panel suitable for handicapped people), when the lift is being installed in a building.
- 3.5 The following documents must be enclosed with the technical documentation of each lift as a minimum requirement:
- EU type-examination certificate no. F-0290/2019 dated 2019-04-12 with this annex.
 - The corresponding certification drawings with certification stamp dated 2019-04-12.
 - Operation instruction
 - Drawings of the lift system
 - Wiring diagram with references to system-specific options
- 3.6 If cars with glass walls or landing and/or car doors with door panels made of glass are used, the requirements outlined in EN 81-50:2014, clause 5.14., must be observed or proof of successfully completed pendulum shock tests as per EN 81-50:2014, clause 5.14., must be enclosed with the technical documentation.
- 3.7 This EU-type examination certificate is based on the state of the technology which is documented by the harmonised norms valid at the moment. By changes or supplements of these norms or with advancement of the state of the technology a reworking can become necessary.
- 3.8 The temperature in the lift well must be ensured between $+5^{\circ}\text{C}$ and $+40^{\circ}\text{C}$.
- 3.9 The EU-type examination certificate may be used only in connection with the pertinent annex.

